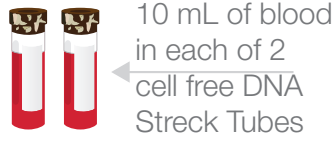


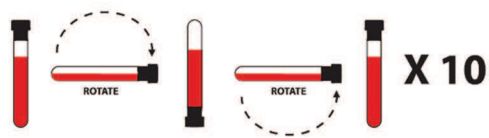
# Sample Collection Instructions

## 1 – COLLECT MOTHER’S BLOOD



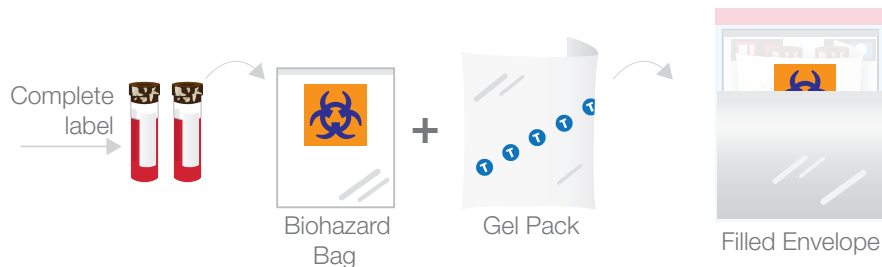
- Fill both tubes completely. If a tube fails to fill, please draw an additional tube
- Allow 60-90 seconds for each tube to fill
- Please use 21 gauge straight needle, **NOT** butterfly
- Vein collapse may require second venipuncture with a fresh tube

## 2 – GENTLY MIX SAMPLE



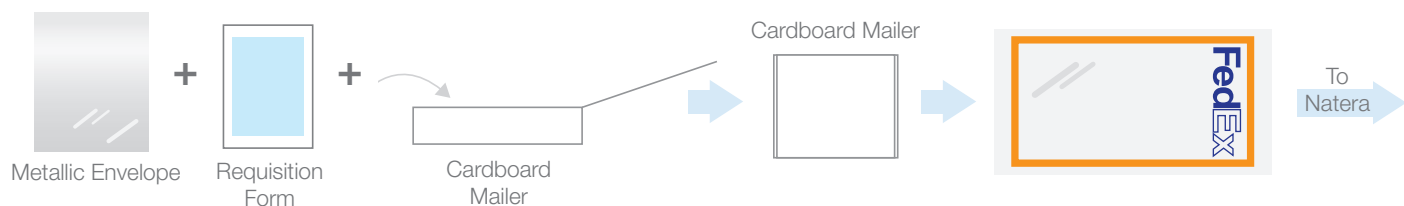
- Gently invert each tube at least 10 times immediately after draw in order to thoroughly mix blood with reagents.
- Do not shake vigorously.
- Do not seal tubes with paraffin film

## 4 – PRE-PACK SAMPLE



- A Complete information on tube labels
- B Place inside provided biohazard bag
- C Place in between gel pack to cushion
- D Place gel pack in metallic envelope

## 5 – SHIP SAMPLE



- A Place metallic envelope with the blood samples and requisition form into original Panorama Kit (cardboard mailer).
- B Place cardboard mailer inside FedEx Clinical Pak.
- C Call FedEx at 1-800-GO-FEDEX to arrange pickup; prepaid FedEx label is affixed to Clinical Pak.
- D Do **NOT** expose blood to temperatures outside the range of 43-98 °F or 6-37 °C.
- E Blood should never be refrigerated or frozen
- F Do **NOT** store kits in an area where the temperature range is outside 65-86 °F or 18-30 °C.

